

Radio features for any mixer

# TALKSHOW GADGET



[angryaudio.com](http://angryaudio.com)

# Turn any mixer into a radio mixer.

## Talkshow Gadget

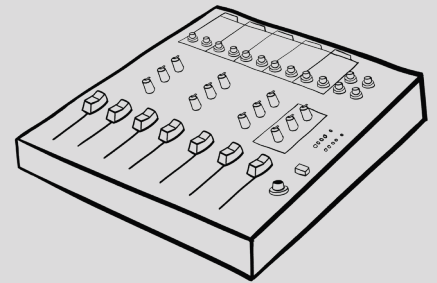
If you've shopped for a small live audio mixer lately, you know there are some great choices out there. Some of these boards are so good, you might be tempted to use one to produce radio content. Unfortunately, several essential radio features are missing from these products, and up to now, getting these features meant buying a mixer designed especially for radio. Enter the Talkshow Gadget.



The Talkshow Gadget adds useful broadcast features to your live mixer. LED illuminated buttons give you instant activation and deactivation of four microphones, allowing you to get the mix right, then leave the faders in place. You also now have speaker volume control and a second input for listening to an external source. Your monitor speakers will mute automatically to prevent feedback when any mic is hot. And speaking of hot mics, the Talkshow Gadget even provides logic to illuminate an ON AIR sign or mic arm tallies to let everyone know you're on the air.

Now, with one of those cool little live mixers and your Talkshow Gadget, you're ready to host your own radio show! At a fraction of the price of a purpose-built radio mixer. You're welcome.

Timing may not be everything, but it can be pretty important in the studio. The Talkshow Gadget mutes the monitors 50ms before opening any mics. This imperceptible delay gives room reverb a chance to decay so it doesn't end up as a noise burst on the air. And we insert another 50ms delay when unmuting the monitors after all the mics are turned off, just to make sure the relays have time to mute any possible noise - just one example of the many thoughtful details that go into every Gadget.



### Mounting Options



**Rack Mount Kit**  
Pro mount one or two  
gadgets in only 1RU.



**Desktop Mount Kit**  
Brackets tilt the gadget  
toward the user's eyes.

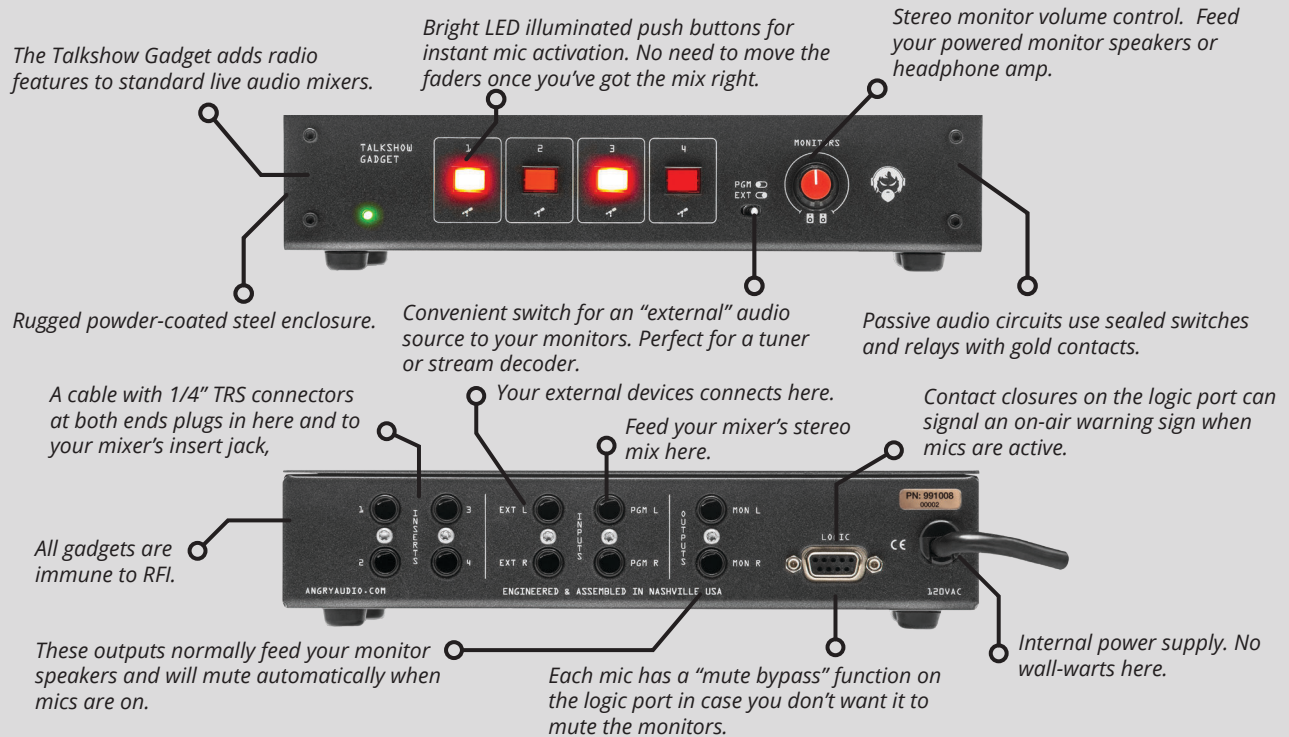


**Under Cabinet Mount Kit**  
Conveniently located under  
the edge of your desk.

# Talkshow Gadget

Connections are simple. There is a defacto standard most live mixers use for microphone inserts. We use the same standard. A cable with a 1/4 inch TRS connector at both ends is all you need to connect each microphone insert to the Talkshow Gadget. The same type of cable can usually be used to make the other gadget connections also. The Talkshow Gadget can accept balanced or unbalanced audio sources.

The audio signal path is completely passive, with sealed switches and gold-contact relays. The pushbuttons have long-life LED illumination. On the logic connector, dry relay contacts are provided which activate when the monitors mute to drive an ON AIR sign or lamp to alert others that microphones are live. A mute override logic signal is provided for each microphone if you do not wish to mute the monitors.



## Specifications:

### Power and Environmental

North American Version	115VAC 60Hz, NEMA 5-15P power plug
Export Versions	230VAC 50/60Hz, various plugs available
Power Consumption	3VA
Operating Temperature	0° to 40° C (32° to 104° F)
Storage Temperature	-20° to 45° C (-4° to 113° F)
Relative Humidity	0% to 90% non-condensing
Cooling	Venting Chassis (fanless)

### Product Weight & Dimensions

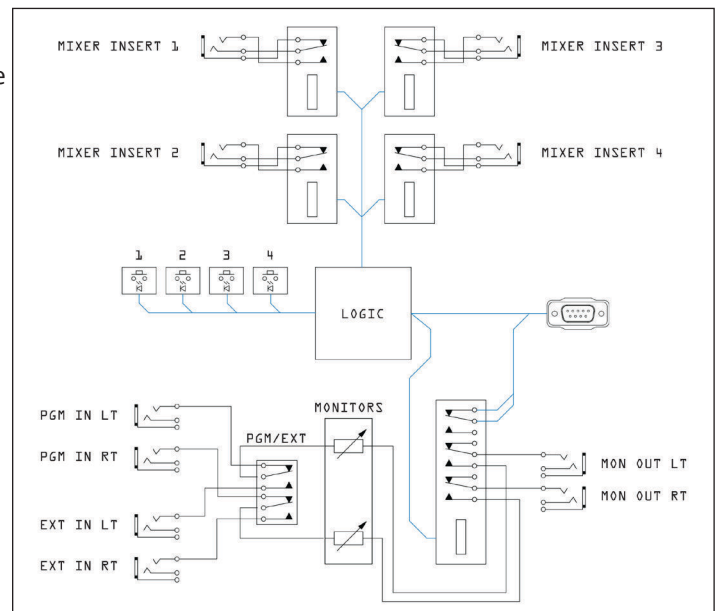
Shipping box	12in x 9in x 6in, 5 pounds
--------------	----------------------------

### Part number:

991008	115VAC USA Power Plug
991008E	230VAC Europe Power Plug
991008A	230VAC Australia Power Plug
991008U	230VAC UK Power Plug

### Box includes:

Talkshow Gadget  
DE9M to RJ45F adapter (for logic port)





## Balancing Gadgets

All three Balancing Gadgets feature an internal low-noise linear power supply, direct coupled transformerless analog circuitry and our exclusive input design that suppresses common mode noise. The result is the most sonically-transparent devices available. Never any buzz, hum, hiss or RFI.



## Bluetooth Gadget

Bidirectional smartphone to PRO audio interface. Use your Bluetooth-equipped device for audio playback, phone calls, skype, etc. AAC and APTX audio codecs provide premium audio quality.



## Talkshow Gadget

Adds broadcast features to audio mixers. Monitor speaker muting and volume control, pushbutton microphone control, on-air warning logic. All passive signal chain features sealed gold-contact relays.



## Failsafe Gadget

Stereo silence sensor and backup audio switcher. Adjustable threshold and delay. Alarm logic port. Can also be used to switch when audio is active.



## Distribution Gadget

2x4 stereo or 2x8 monaural analog audio distribution amplifier. Choose from IHF or PRO audio input. Each output pair can be stereo or mono sum.



## Guest Gizmo

Stereo headphone amplifier, Cough (mute) button, tally lamp driver. Installs in desktop. High power headphone amplifier can drive high or low impedance headphones.



## Mic Tally Gizmo

Driver for MIKA mic arms equipped with LED tally. Installs in desktop. Dual logic inputs to illuminate tally either red or white.



## Headphone Gizmo

Premium stereo headphone amplifier with StudioHub RJ45 connectors for input and daisy-chain output. Innovative circuitry can drive high impedance or low impedance headphones with power to spare.

# ANGRY AUDIO LLC

128 Holiday Court, Suite 118  
Franklin TN 37067 USA

+1 (615) 763-3033  
[www.AngryAudio.com](http://www.AngryAudio.com)  
[answers@angryaudio.com](mailto:answers@angryaudio.com)

© Angry Audio LLC. All Rights Reserved.